



### Technical features

Length  6,50 m

Beam  2,42 m

Persons  9


Beds  2

Weight  1200 Kg


Engine  1 - 2 FB

Min. power  140 Cv

Max power  230 Cv

Shaft Length  1 XL - 2 L

Fuel tank  200 Lt

Water tank  75 Lt


Category   C


### Upholstery

#### BASIC STANDARD

Grey   
Black 

#### OPTIONAL LUXURY

Pearled Black 

Copper 

## SHADOW 22

### SUNDECK LINE



#### STANDARD Accessories

- Exhauster gas
- Front sunpad cushions
- Shower system
- Fuel gauge
- Navigation lights
- WC cabinet in oak
- 2 Porthole console
- Bench with folding back and washbasin
- Automatic bilge pump
- Port objects
- Redan hull HIS
- White hull
- Telescopic ladder
- Water tank
- Fuel tank
- Complete set of stainless steel handrail
- Battery switch
- External tapestry
- Side pockets
- Mechanical steering
- Electric horn

#### OPTIONAL

- 2 Seats comfort
- 2 Seats comfort S-Line with bolster
- Luxury cabin
- Anchor and chain
- Stainless steel anchor and chain
- Compass
- Canvas enclosure
- Hull colour
- Chain counter
- Gas cooker
- Fridge cabin
- Hard Top
- Hard Top with bimini
- Implant for additional battery
- Stereo system
- Ski pole kit
- Courtesy led lights in cockpit
- Underwater light
- Bow roller
- Cockpit in teak
- 220V shore power
- Electric anchor winch
- Silver / Black Kit
- Soft Top
- Soft Top with bimini
- Electric battery switch
- Auxiliary engine bracket
- Luxury tapestry
- Stern table with support
- Console cover
- Console and seat cover
- Overall cover \*
- Bimini
- Hydraulics steering
- Tv
- Electric marine WC with black tank

