



### Technical features

Length  7,15 m

Beam  2,50 m

Persons  8

Beds  2

Weight  1440 Kg


Engine  1 - 2 FB

Min. power  200 Cv

Max power  300 Cv

Shaft Length  1 XL - 2 L


Fuel tank  240 Lt

Water tank  100 Lt


Category   C

### Upholstery

#### BASIC STANDARD

Grey   
Black

#### OPTIONAL LUXURY

Pearled   
Black

Copper 

## SL 24

### CABIN LINE



#### STANDARD Accessories

Luxury cabin  
Exhauster gas  
Console glove compartement  
Fridge cabin  
Shower system  
Fuel gauge  
Washbasin  
Navigation lights  
2 Porthole consolle  
Guide bench with back  
Automatic bilge pump  
Port objects  
Redan hull HIS  
Telescopic ladder  
White hull  
Water tank  
Fuel tank  
Complete set of staineless steel handrail  
Battery switch  
External tapestry  
Side pockets  
Hydraulics steering  
Electric horn  
Electric marine WC with black tank

#### OPTIONAL

2 Seats comfort  
2 Seats comfort S-Line with bolster  
Anchor and chain  
Stainless steel anchor and chain  
Boiler warm water  
Compass  
Canvas enclosure  
Hull colour  
Chain counter  
Front sunpad cushions  
Rear sunpad and cushions  
Hydraulic flaps  
Gas cooker  
Ceramic cooker  
Microwave oven  
Implant for additional battery  
Stereo system  
Ski pole kit  
Courtesy led lights in cockpit  
Underwater light  
Stand-up cabinet seat in teak  
Bow roller  
Rear platform in fiberglass with radder  
Rear platform in fiberglass with radder and teak  
Cockpit in teak  
Shore power 220 v  
Electric anchor winch  
Silver /Black kit  
Electric battery switch  
Stand-up seat con Washbasin  
Auxiliary engine bracket  
Luxury tapestry  
Stern table with support  
Cockpit cover  
Overall cover  
Bimini  
Tv

